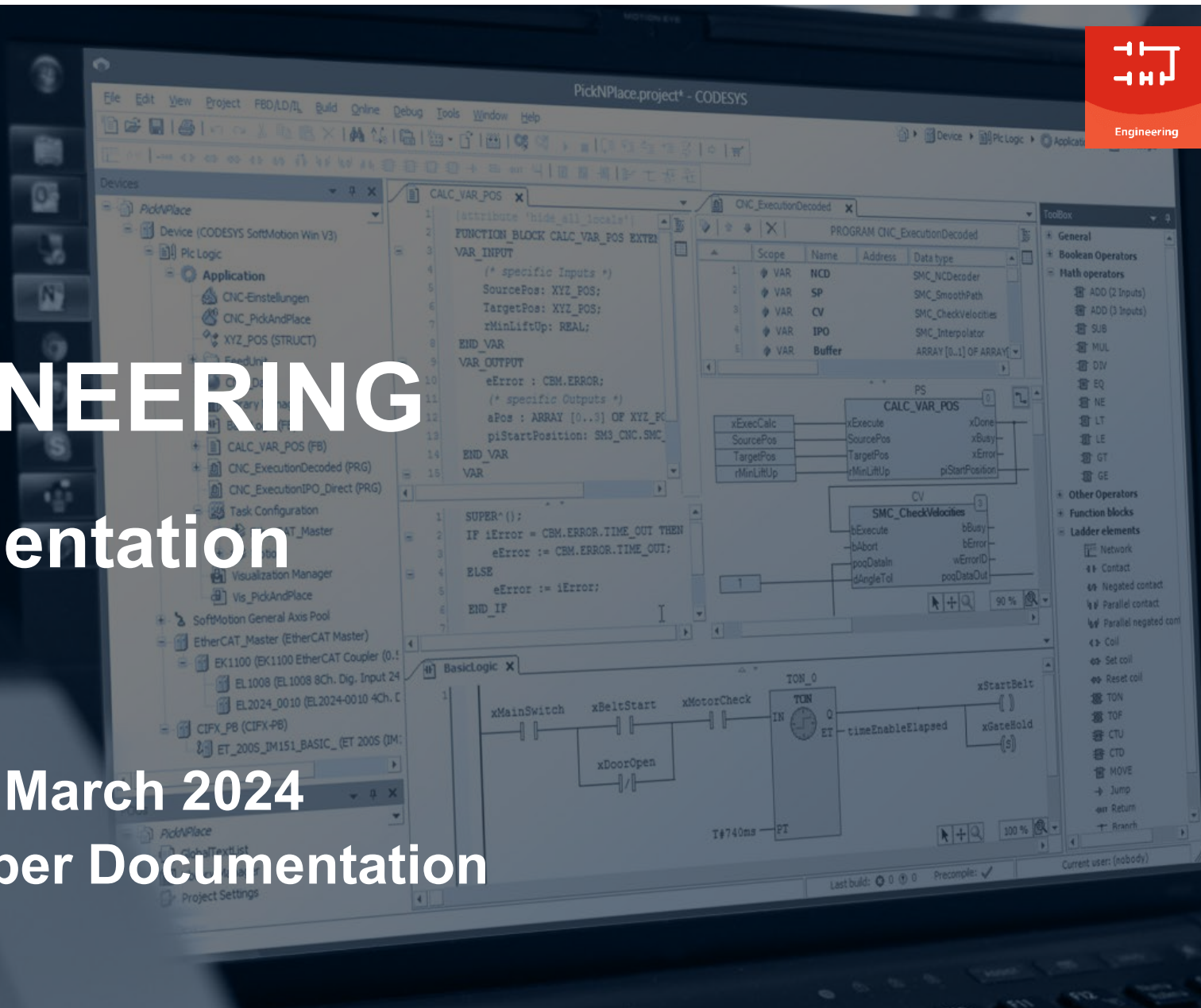




CODESYS ENGINEERING

Help Portal & Documentation

CODESYS Feature Briefing, March 2024
Markus Haberstock, Developer Documentation



1**CODESYS Online Help: improvements to the search function****2****CODESYS Offline Help: new feature**

Improvements to the search function

- **Publication name in search results**
- **Improved search for different spelling**

helpME · Search

- Publication
- Libs 733
- CODESYS Development System 51
- CODESYS Application Composer 18
- CODESYS CANbus 18
- CODESYS Communication 13
- CODESYS SoftMotion 11
- CODESYS PROFINET 9
- ScriptingEngine 8
- CODESYS EtherCAT 6
- CODESYS Examples 6
- Show more

- Last searches**
- map
 - ma
 - m

mapping SEARCH IN CODESYS ONLINE HELP

SEARCH IN CODESYS TALK

Searched for mapping. Found 931 results in 3 milliseconds. Displaying results 1 to 10 of 931.
 Results per page:

SEARCH IN CODESYS FAQs

- 1
- 2
- 3
- 4
- 5
- 6
- 7
- 8
- 9
- 10
- ...
- »

<p>Tab: Ethernet/IP Scanner – I/O Mapping</p> <p>CODESYS EtherNetIP</p> <p>Tab: Ethernet/IP Scanner – I/O Mapping [...] variables can be mapped</p>	<p>Relevance: <u> </u></p>
<p>Tab: I/O Mapping</p> <p>CODESYS KNX</p> <p>Tab: I/O Mapping Object: KNX The I [...] /O Mapping :</p>	<p>Relevance: <u> </u></p>
<p>Tab: CANopen – Safety Slave – I/O Mapping</p> <p>CODESYS CANbus</p> <p>/O Mapping Object: CANopen [...] that all mappings of the SRDO (all safety mappings)</p>	<p>Relevance: <u> </u></p>
<p>Mapping of OPC UA Types to IEC Types</p> <p>CODESYS Communication</p> <p>Mapping of OPC [...] Types Mapping [...] strings are mapped</p>	<p>Relevance: <u> </u></p>



Improvements to the search function

- **Publication name in search results**
- **Improved search for different spelling**
 - SMC_Smoothpath
 - alarm_creation_default
 - GlobalTextList

CODESYS

Welcome to the official CODESYS
questions from all CODESYS

You have two options: Click

Topics CODESYS



CODESYS Engineering



CODESYS Automation Server



CODESYS Fieldbus



CODESYS Redundancy



Packages installieren

Die Add-ons wurden erfolgreich installiert.

OK

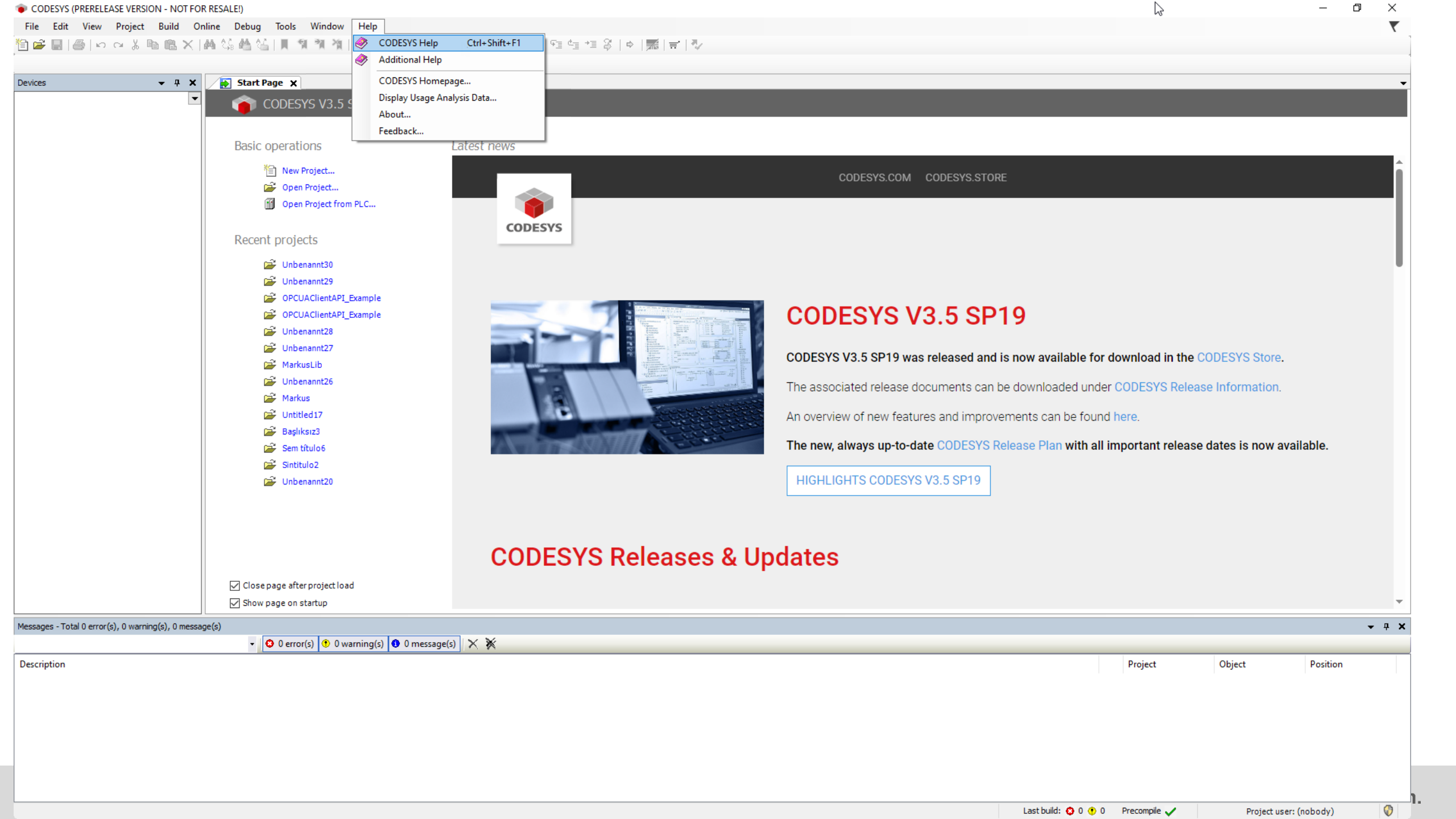
Offline Help

is available as a
without Internet

glish is

20 or higher is





Help

- CODESYS Help **Ctrl+Shift+F1**
- Additional Help
- CODESYS Homepage...
- Display Usage Analysis Data...
- About...
- Feedback...

Devices

Start Page

CODESYS V3.5 SP19

Basic operations

- New Project...
- Open Project...
- Open Project from PLC...

Recent projects

- Unbenannt30
- Unbenannt29
- OPCUAClientAPI_Example
- OPCUAClientAPI_Example
- Unbenannt28
- Unbenannt27
- MarkusLib
- Unbenannt26
- Markus
- Untitled17
- Baglıksız3
- Sem titulo6
- Sintitulo2
- Unbenannt20

Close page after project load

Show page on startup

Latest news

CODESYS.COM CODESYS.STORE

CODESYS

CODESYS V3.5 SP19

CODESYS V3.5 SP19 was released and is now available for download in the [CODESYS Store](#).

The associated release documents can be downloaded under [CODESYS Release Information](#).

An overview of new features and improvements can be found [here](#).

The new, always up-to-date [CODESYS Release Plan](#) with all important release dates is now available.

[HIGHLIGHTS CODESYS V3.5 SP19](#)

CODESYS Releases & Updates

Messages - Total 0 error(s), 0 warning(s), 0 message(s)

0 error(s) 0 warning(s) 0 message(s)













Description	Project	Object	Position

- Engineering >
- CODESYS Automation Server >
- Fieldbus >
- CODESYS Redundancy >
- CODESYS Control >
- SoftMotion >
- CODESYS Visualization >
- CODESYS Visualization Support >
- CODESYS Safety SIL2 >
- CODESYS Scripting >
- CODESYS Store >
- CODESYS Communication >
- CODESYS examples >

CODESYS Offline Help

CODESYS Offline Help

The CODESYS offline help includes all help content of the online help portal with the exception of the publications "LibDevSummary" and "Scripting Engine" and the library documentation. You can find help with the library documentation in CODESYS read in the library manager.

 CODESYS Engineering	 CODESYS Automation Server	 CODESYS Fieldbus	 CODESYS Redundancy
 CODESYS Control	 CODESYS SoftMotion	 CODESYS Visualization	 CODESYS Safety SIL2
 CODESYS Scripting	 CODESYS Store	 CODESYS Communication	 Examples

CONTAINED HELP:

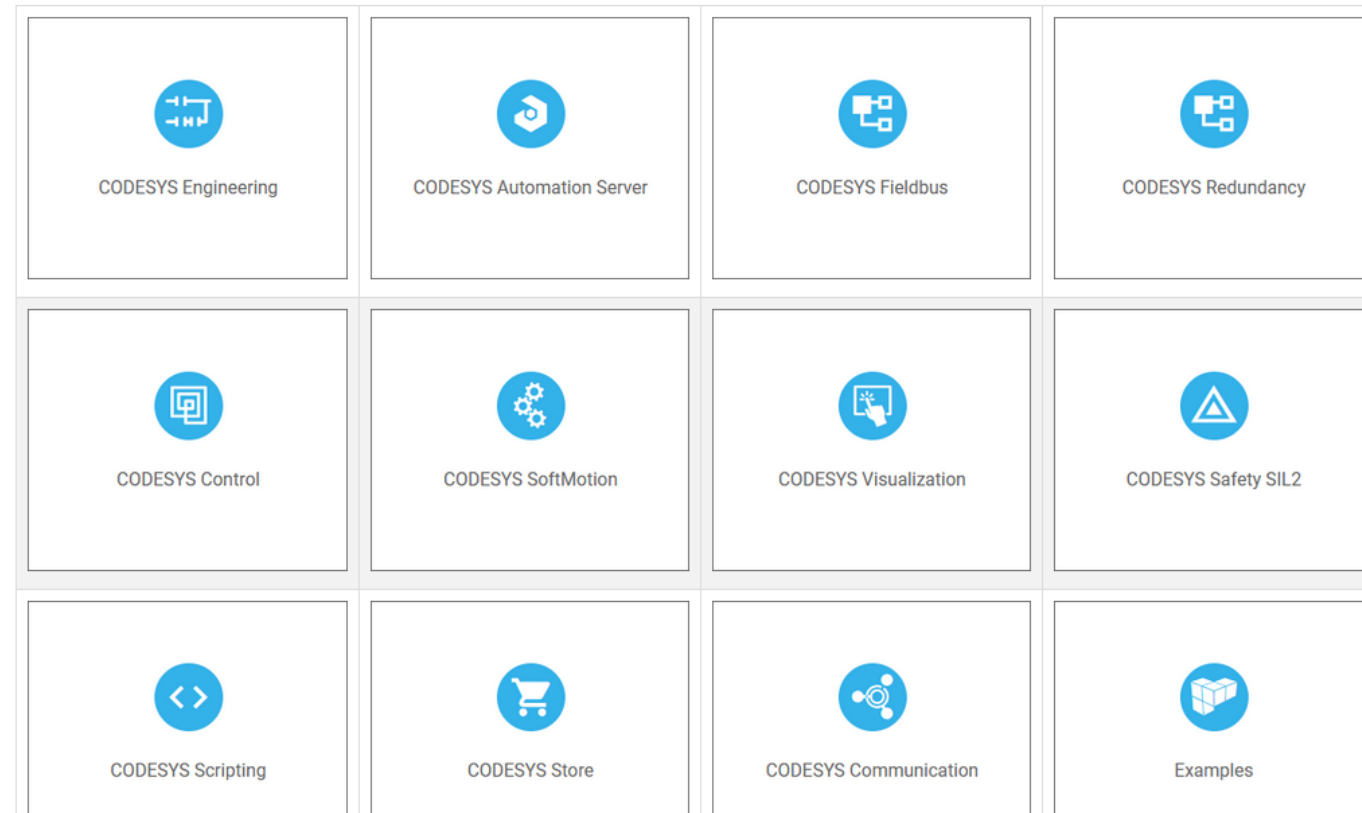
CODESYS Essentials, V3.5.20.0
CODESYS Git, V1.4.0.0
CODESYS Control, V4.10.0.0
CODESYS SoftMotion, V4.16.0.0
CODESYS examples, V1.0.0.0
CODESYS Security Agent, V1.3.0.0
CODESYS BACnet, V2.0.0.0
CODESYS SVN, V4.4.0.0
CODESYS CANbus, V4.2.0.0
CODESYS Package Designer, V4.0.0.0
CODESYS IO-Link, V4.2.0.0
CODESYS LD FBD, V4.2.0.0
CODESYS SFC, V4.1.0.0
CODESYS Ethernet Adapter, V4.1.0.0
CODESYS EtherNet/IP, V4.4.0.0
CODESYS Scripting, V4.1.0.0
CODESYS Communication, V4.5.0.0
CODESYS Store, V3.5.20.0
CODESYS Mass Licenser, V1.0.0.0
CODESYS Core Dump, V4.1.0.0
CODESYS Visualization, V4.5.0.0
CODESYS EtherCAT, V4.6.0.0
CODESYS Installer, V2.1.0
CODESYS Visualization Support, V4.3.0.0
CODESYS Recipes, V4.2.0.0
CODESYS CFC, V4.3.0.0
CODESYS Profiler, V1.3.1.0
CODESYS Static Analysis, V5.0.0.0
CODESYS Redundancy, V4.1.0.0
CODESYS Memory Tools, V2.5.17.0

- Engineering >
- CODESYS Automation Server >
- Fieldbus >
- CODESYS Redundancy >
- CODESYS Control >
- SoftMotion >
- CODESYS Visualization >
- CODESYS Visualization Support >
- CODESYS Safety SIL2 >
- CODESYS Scripting >
- CODESYS Store >
- CODESYS Communication >
- CODESYS examples >

CODESYS Offline Help

CODESYS Offline Help

The CODESYS offline help includes all help content of the online help portal with the exception of the publications "LibDevSummary" and "Scripting Engine" and the library documentation. You can find help with the library documentation in CODESYS read in the library manager.



- Engineering >
- CODESYS Automation Server >
- Fieldbus >
- CODESYS Redundancy >
- CODESYS Control >
- SoftMotion >
- CODESYS Visualization >
- CODESYS Visualization Support >
- CODESYS Safety SIL2 >
- CODESYS Scripting >
- CODESYS Store >
- CODESYS Communication >
- CODESYS examples >

CODESYS Offline Help

Tab: I/O *Mapping*

I/O *Mapping* Object: KNX The I/O channels are generated for each communication object: General I/Os Signal Description Program LED Status This input is set by the ETS program. The signal can be used to identify a special controller when several controllers are used (for example, by switching a LED). ...

CODESYS Offline Help / Fieldbus / CODESYS KNX / Tab: I/O *Mapping*

Example: IO *Mapping* Tool

IO *Mapping* Tool Product : CODESYS Development System You can use the IEC library IO *Mapping* Tool to remap the inputs and outputs of a program to each other via a visualization in runtime mode...

CODESYS Offline Help / CODESYS examples / Examples: CODESYS Development System / Example: IO *Mapping* Tool

Dialog: SRDO *Mapping*

This dialog defines the assignment from the plain data object to the inverse data object. Double-clicking the blank line of the plain data object opens the list of elements from the object directory. By clicking OK , the plain data object is applied to the *mapping* dialog. Then CODESYS attempts to de...

CODESYS Offline Help / Fieldbus / CODESYS CANbus / CANopen Manager (Master) / Configuration / Tab: CANopen Remote Device – SRDOs / Dialog: SRDO *Mapping*

Dialog: SRDO *Mapping*













- Engineering >
- CODESYS Automation Server >
- Fieldbus >
- CODESYS Redundancy >
- CODESYS Control >
- SoftMotion >
- CODESYS Visualization >
- CODESYS Visualization Support >
- CODESYS Safety SIL2 >
- CODESYS Scripting >
- CODESYS Store >
- CODESYS Communication >
- CODESYS examples >

- English
- Español

CODESYS Offline Help

CODESYS Offline Help

The CODESYS offline help includes all help content of the online help portal with the exception of the publications "LibDevSummary" and "Scripting Engine" and the library documentation. You can find help with the library documentation in CODESYS read in the library manager.

 CODESYS Engineering	 CODESYS Automation Server	 CODESYS Fieldbus	 CODESYS Redundancy
 CODESYS Control	 CODESYS SoftMotion	 CODESYS Visualization	 CODESYS Safety SIL2
 CODESYS Scripting	 CODESYS Store	 CODESYS Communication	 Examples

Offline help: available languages

- EN
- DE / EN
- ES / EN
- FR / EN
- IT / EN
- ZH-CHS / EN
- JA / EN

CODESYS (PRERELEASE VERSION - NOT FOR RESALE!)

File Edit View Project Build Online Debug Tools Window Help

CODESYS Help Ctrl+Shift+F1
Additional Help
CODESYS Homepage...
Display Usage Analysis D
About...
Feedback...

Help

Back Contents Index Search

Contents

- CHM Offline Help
- Add-ons
- ScriptEngine API Reference

CHM Offline Help

CHM Offline Help

The CHM offline help displays help content from packages that are still provided in CHM format.

Basic operations

- New Project...
- Open Project...
- Open Project from PLC...

Recent projects

- Unbenannt30
- Unbenannt29
- OPCUAClientAPI_Example
- OPCUAClientAPI_Example
- Unbenannt28
- Unbenannt27
- MarkusLib
- Unbenannt26
- Markus
- Untitled17
- Baglıksız3
- Sem titulo6
- Sintitulo2
- Unbenannt20

Close page after project load
 Show page on startup

Messages - Total 0 error(s), 0 warning(s), 0 message(s)

0 error(s) 0 warning(s) 0 message(s)

Description	Project	Object	Position
-------------	---------	--------	----------

Ready

CODESYS Releases & Updates

able for download in the [CODESYS Store](#).

and under [CODESYS Release Information](#).

be found [here](#).

with all important release dates is now available.



Thank you for your attention!

Follow us. Stay up to date!



codesys.com/YouTube



codesys.com/LinkedIn

CODESYS® is a registered trademark. Technical specifications are subject to change.
Errors and omissions excepted. No reproduction or distribution, in whole or in part, without prior permission.

Note: Not all CODESYS features are available in all territories.

For more information on geographic restrictions, please contact sales@codesys.com.